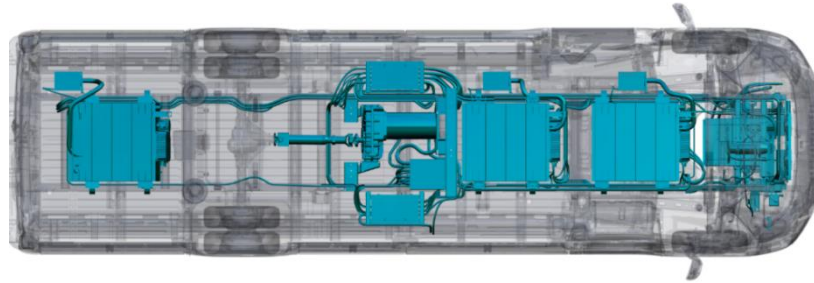



DAILY


IVECO
BUS




DAILY ELECTRIC – Zero Emission Vehicle



19 /16 passengers



16 passengers



19/14 pass. + 0/1 wheelchair

□ Passenger seat ■ Driver

□ Opt. wheelchair

□ Seats on rail

Wheelbase	4100 mm
Overall Length	7120 mm
Width	2052 mm
Height (with A/C)	2972 mm
Internal Height	2010 mm
Front Overhang	1008 mm
Rear Overhang	2012 mm
Front Track	1724 mm
Rear Track	1540 mm
Turning diameter wall-to-wall	15190 mm
Turning diameter kerb-to-kerb	14564 mm
Approach / Departure angles (°)	19.17/22.52
GVW	5600 kg
Max. axle load Front/Rear	2100/3700 kg

DAILY

IVECO
BUS

DAILY ELECTRIC – Zero Emission Vehicle

ELECTRIC MOTOR

- 3 phase asynchronous motor:
- Max power: 80kW
- Max torque: 300Nm

GEARBOX

- Single stage

ENERGY STORAGE

- 2 or 3 Sodium Nickel Chloride batteries
- Energy: 56/84kWh (2/3 batteries versions)
Voltage rate: 380V
- Supercapacitors

CHARGING MODES

- Public charging @400Vac/16A 7/10 kW: 10h
- Private charging (@400Vac/16A 7/10 kW: 10h
- Domestic charging @230Vac/16A 3,5 kW: 24h

AXLES

- Front : - Independent wheels
-Electric power steering
- Rear : - Rigid
- Twin wheel
- Axle Ratio 4,2

SUSPENSIONS

- Front : independent with torsion bar
- Rear : dual-leaf parabolic springs

BRAKES

- Full disc brakes
- Regenerative braking energy recovery
- ESP9
- Parking brake
- Emergency brake

TYRES

- 4100 : 195/75 R16
- Tyre repair kit

HUMAN MACHINE INTERFACE

- Full-featured 7" (17.7 cm) tablet Semi-integrated into the dashboard via permanent dock

PERFORMANCE

- Speed limited at 80km/h
- Range: 110km (2 batteries) and 160 km (3 batteries)

BODYWORK / EXTERIOR EQUIPMENT

- Anti-corrosion protection by full cathoretic dipping
- Electric sliding door, fitted with emergency handle and anti-pinch device
- Two rear doors with heated windows
- Heated and electrically adjustable mirrors

WINDOWS / THERMAL COMFORT

- Athermic windscreen
- Single athermic glued windows
- Thermo-acoustic insulation
- Cab heating
- Independent heater for passengers area

INTERIOR EQUIPMENT

- Floor covering in PVC
- Side wall covering in leather imitation
- Windows frame covering in ABS
- Luggage racks on both sides, with blue/white LED lights
- Emergency and ventilation roof hatch
- Passenger seats, covered in fabric, with handle and armrest
- 2 and 3 points seatbelts
- Partition wall on first row of seats

DRIVER COMPARTMENT

- Adjustable and air suspended driver seat
- Electric driver window
- Dedicated storage compartments
- Digital tachograph
- LDWS (Lane Departure Warning System)

VERSION WITH REAR RAMP (option)

- Wheelchair area
- Rear underfloor lifting platform
- Two last rows of seats removable
- Buttons for stop and door opening request, and driver call

Optional:

- Fast charging @400Vac/32A 22 kW: 2h

Optional:

- Rear air suspension –ECAS

Optional:

- Spare wheel

Optional:

- Microphone
- Radio with loudspeakers for passengers

Optional:

- Vehicle painting in metallic color
- Door fitted with glass defrosting and silicon gasket
- Fog lights
- External front display predisposition
- A/C casing same body color

Optional:

- Electric air conditioning (2 units)
- Rear windows with vasistas opening
- Double glazing

Optional :

- Seats with adjustable backrest
- 3 points seatbelt on all seats
- Curtains on passengers' windows
- 1.2m3 luggage compartment (last rows of seats removable)

Optional:

- Driver's airbag
- Cruise control
- Partition wall behind driver
- On-board payment installation